

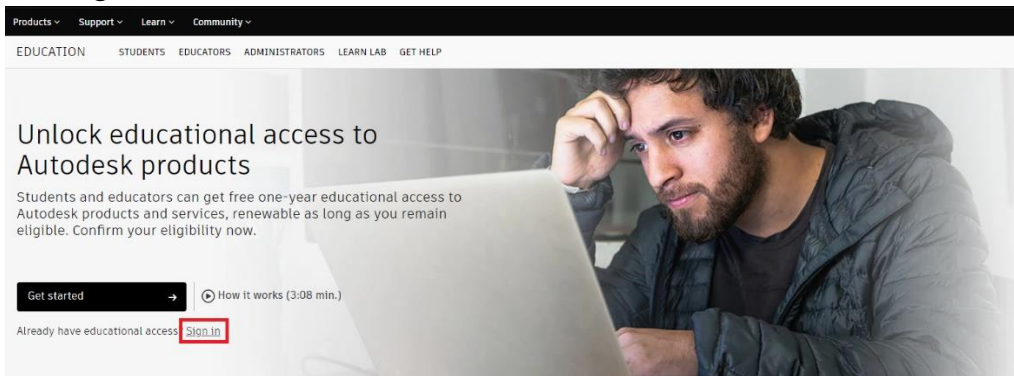
教師可於 Autodesk Education Community 使用 Autodesk 教育版授權方案以教師資格享有 Autodesk 產品的教育版存取權，然後將產品存取權指派至符合資格的學生，免費權限為一年，以用於教育用途。

1. Autodesk帳號註冊

- 進入Autodesk教育網站 <https://www.autodesk.com.tw/education/home> 點擊取得產品。



- 點擊Sign in



- 點擊CREATE ACCOUNT

- 輸入註冊資訊

Get Educational Access



Create an account or sign in. Then confirm your eligibility for educational access to Autodesk software and services.

Country, Territory, or Region of educational institution

Hong Kong

Educational role

[WHAT'S THIS ?](#)

Educator

Institution Type

High School/Secondary

NEXT

- 輸入帳戶資料，並勾選同意點擊Create Account (需實名，E-mail與密碼將用於日常登錄Autodesk帳戶使用，建議使用學校email)

Create account



First name

Last name

Email

Confirm email

Password

I agree to the [Autodesk Terms of Use](#) and to the use of my personal information in accordance with the [Privacy Statement](#) (including cross-border transfers as described in the statement).

CREATE ACCOUNT

- 需要驗證E-mail

需要驗證

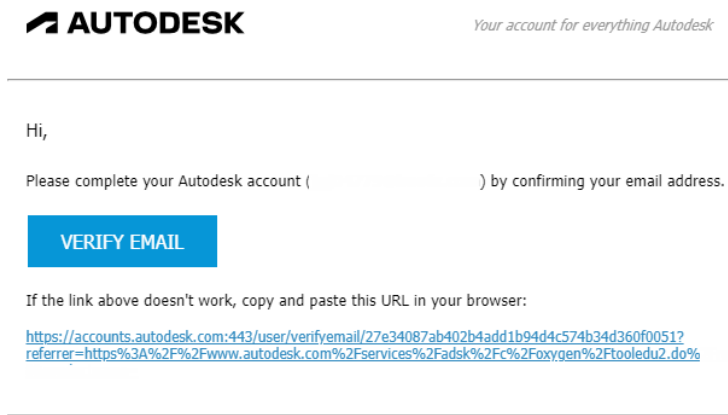
我們發現您的電子郵件尚未經過我們的驗證，請花一點時間驗證您的帳戶。
按一下下方的按鈕，以取得包含進一步指示的電子郵件。



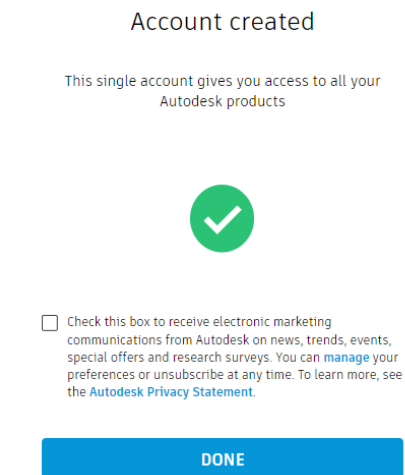
取得驗證電子郵件

[驗證有問題？](#)
[顯示說明選項](#)

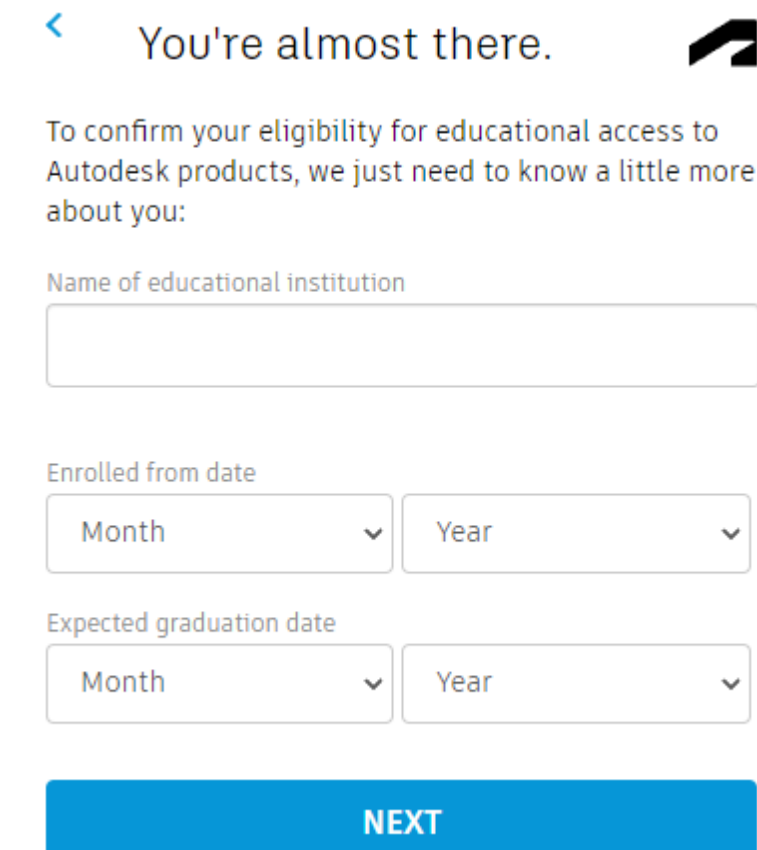
- 在新收到的郵件內點擊VERIFY EMAIL



- 帳戶已驗證，點擊DONE



- 填寫教育機構名稱、入學時間、畢業時間輸入學校名稱後，從列表內選擇點擊NEXT



- 完成Autodesk帳號註冊

Account set

Your account is now updated to access the Autodesk education community



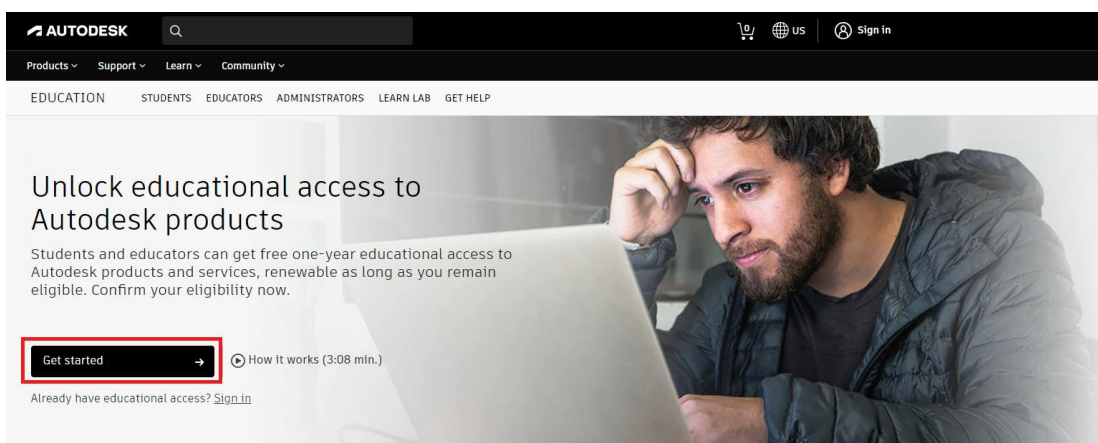
CONTINUE

2. 驗證教師資格

- 進入Autodesk教育網站 <https://www.autodesk.com.tw/education/home> 點擊取得產品 (如果帳戶未登入，需先進行帳號登入。)



- 點擊Get started



- 檢查資訊無誤後，點擊CONFIRM (姓名、教育機構名稱必須與證明文件資訊一致)

AUTODESK.

Check that your information below is correct, then click Confirm

All fields must be accurately completed to confirm your eligibility for educational access to Autodesk products. Thank you for helping us provide Autodesk tools for legitimate educational use around the globe.

Email

Wrong email address? [Update address](#)

First name Last name

Country or region of your educational institution Institution type

Name of educational institution Date of birth

CONFIRM > | [Cancel](#)

Identity services powered by SheerID [SheerID FAQs](#)

[Privacy Statement](#)

Not enrolled or employed at a [Qualified Educational Institution](#)? View [alternate](#) Autodesk software licensing options.

- 將教師身份的證明文件 (圖片或PDF) 上傳，點擊提交

AUTODESK.

Additional documentation needed

Please upload a copy of documentation issued to you by your educational institution (e.g. tuition receipt or student ID, employee ID) as proof that you attend, teach or are employed at a [qualified educational institution](#)

You have 14 days to upload your documentation

The document must include:

1. Your full legal name
Note: The name on the document you submit must match this.
2. The name of the educational institution at which you are enrolled or employed
Note: The school name on the document you submit must match this.
3. A date within the current school term.

Preferred documents include:

- Transcript
- School-issued confirmation letter
- A copy of your student ID (photo ID not required)




Supported file types: JPEG, PDF, PNG, GIF

NOTE: If your uploaded document is too fuzzy to read, does not show your full and legal name, or shows a name different from the one you used for this Autodesk account, you will not be able to complete the confirmation process. Please do not include any confidential information in the document you upload, such as social security numbers or banking details. Please ensure any sensitive information is blacked out before you upload your document.

SUBMIT > | [Cancel](#)

Identity services powered by SheerID [SheerID FAQs](#)

Examples of preferred documents

-  School Transcript
Transcript with full name of student, school name, and date
-  School-issued confirmation letter
School letterhead with full name of student or faculty member, school name, and date
-  School ID
ID badge with full name of student or faculty member, school name, and date, photo not required

- 驗證流程約需要48小時，點擊關閉。

CLOSE

Identity services powered by SheerID [SheerID FAQs](#)

[Privacy Statement](#)

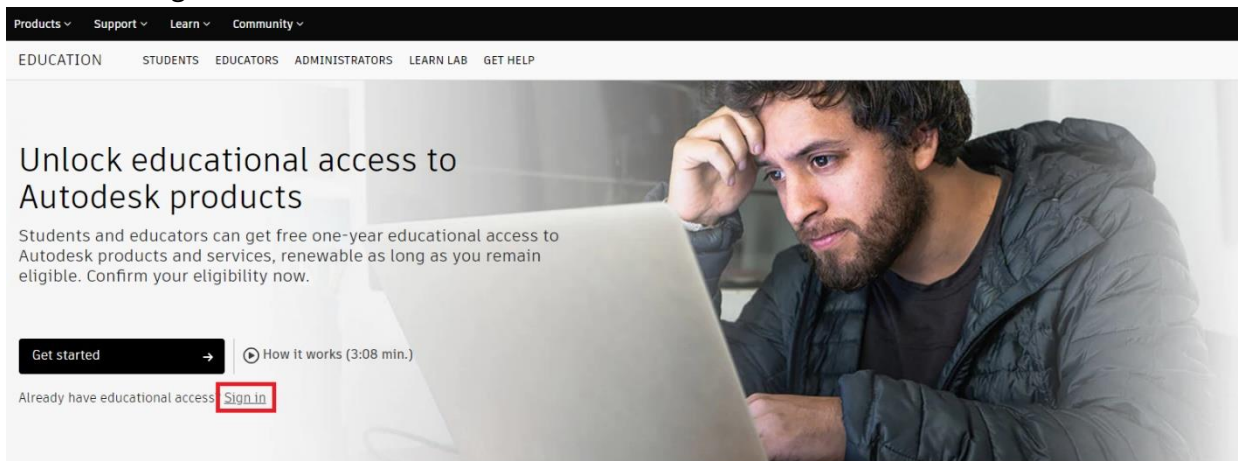
3. 取得產品Revit

- 教育身份驗證通過後，會有郵件通知。進入Autodesk教育網站：

<https://www.autodesk.com.tw/education/home> 點擊取得產品



- 點擊登入 Sign In



- 輸入E-mail、密碼登入

Sign in



Welcome

Email

name@example.com

NEXT

NEW TO AUTODESK? [CREATE ACCOUNT](#)



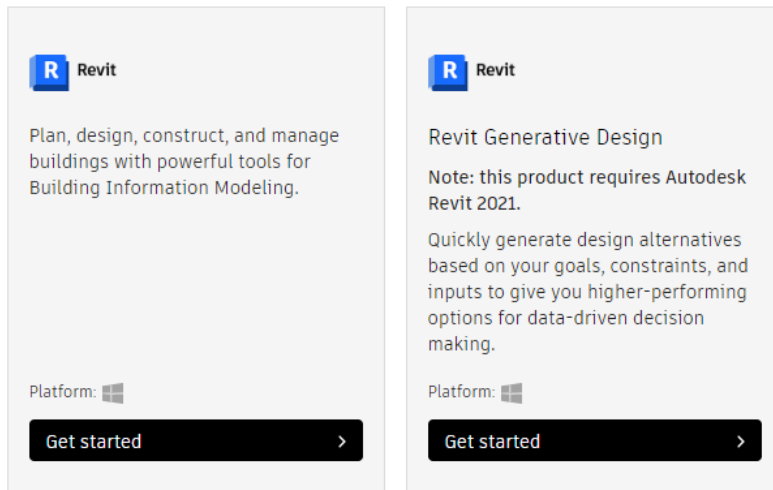
Password

| FORGOT?

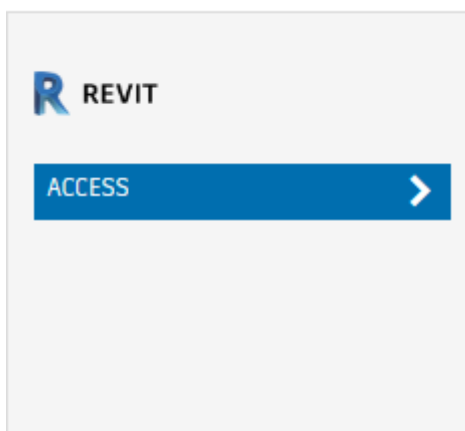
SIGN IN

Stay signed in

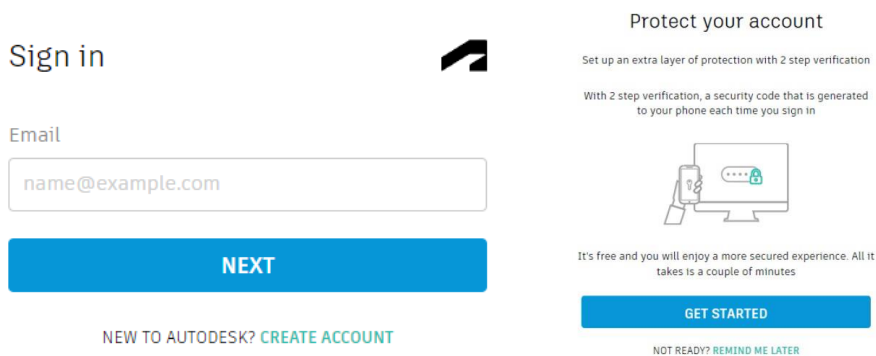
- 在產品清單內可查找Revit · 點擊Get Started



- 點擊ACCESS



- 開始自動下載安裝程式
- 安裝完成後啟動Revit並用使用E-mail、密碼登入帳戶雙重驗證頁面選擇remind me later



- 自訂團隊名稱 · 點擊開始
- Revit 啟動後 · 左上角顯示教育版許可恭喜您已獲得Autodesk教育帳戶並可使用

4. 教師指派Revit予學生

- 教師可以使用 Autodesk 教育版添加學生到您的帳戶並將Revit指派給學生。
- 可於 <https://www.autodesk.com.tw/education/home#!> 點擊以下影片 (英語)

班級的產品存取權

教師可以使用 Autodesk 教育版授權方案來確認是否有資格享有 Autodesk 產品的教育版存取權，然後將產品存取權擴展至符合資格的學生班級。教師可以在 Autodesk Education Community 中選擇要讓班級使用的產品、將這些產品指派給學生，以及管理從一個學期到下一個學期的產品指派。

▶ 觀賞影片 (5:16 分鐘) ▶

🔗 取得產品



- 於取得產品，選擇Class/Lab

Individual **Class/Lab**

Filter by: All products(105) Platform: Windows, macOS, Linux, iOS, Android Sort by: Featured, A - Z

<p>M MAYA</p> <p>View, create, edit, and share DWG™ files on the go from your mobile device. Free version also available, included with AutoCAD products.</p> <p>Platform: Windows, macOS, Linux, iOS, Android</p> <p>Get product ></p>	<p>F FUSION 360</p> <p>Cloud-based 3D CAD, CAM, CAE & PCB software optimized for desktops, and laptops</p> <p>Platform: Windows, macOS, Linux</p> <p>Get product ></p>	<p>A A360</p> <p>Project collaboration software to view, share, review, and find data in the cloud</p> <p>Platform: Windows, macOS, Linux, iOS, Android</p> <p>Get product ></p>	<p>3 3DS MAX</p> <p>3D modeling, animation, and rendering software for games and design visualization</p> <p>Platform: Windows</p> <p>Get product ></p>
---------------------------------------------------------------------------------------------------------------------------------------------------------------------------------------------------------------------------------------------------	--------------------------------------------------------------------------------------------------------------------------------------------------------------------------------------	--------------------------------------------------------------------------------------------------------------------------------------------------------------------------------------------	-------------------------------------------------------------------------------------------------------------------------------------------------------------------

- 選擇Education Single-User Subscription並點擊Accept

Select how you'll get students started with Autodesk products

To get Autodesk products available through the Autodesk Education plan, you must choose an option below. This is a one-time decision and applies to all additional products that you request access to through your Autodesk Education account.

Best option for educators

▶ **Education Single-User Subscriptions**

Get 125 single-user subscriptions to any product in the Education plan.

- ✓ **Onboard your class** - Invite students and assign product access individually or give access to your entire class at once.
- ✓ **Speed** - Your class can start working with Autodesk products within minutes of receiving invitations.
- ✓ **Flexibility** - Students with a single-user subscription to a product can install the product on up to 3 different computers.
- ✓ **Ease of use** - All students in your class will be able to bypass the confirmation of eligibility process and have the same, streamlined getting started experience.

Education Network Licenses

Use a network license server to deploy licenses.

- ✓ **Access for your institution or district** - Get licenses for up to 3,000 concurrent students per product.
- ✓ **Lab deployments** - Manage lab machines with serial number-based installations.

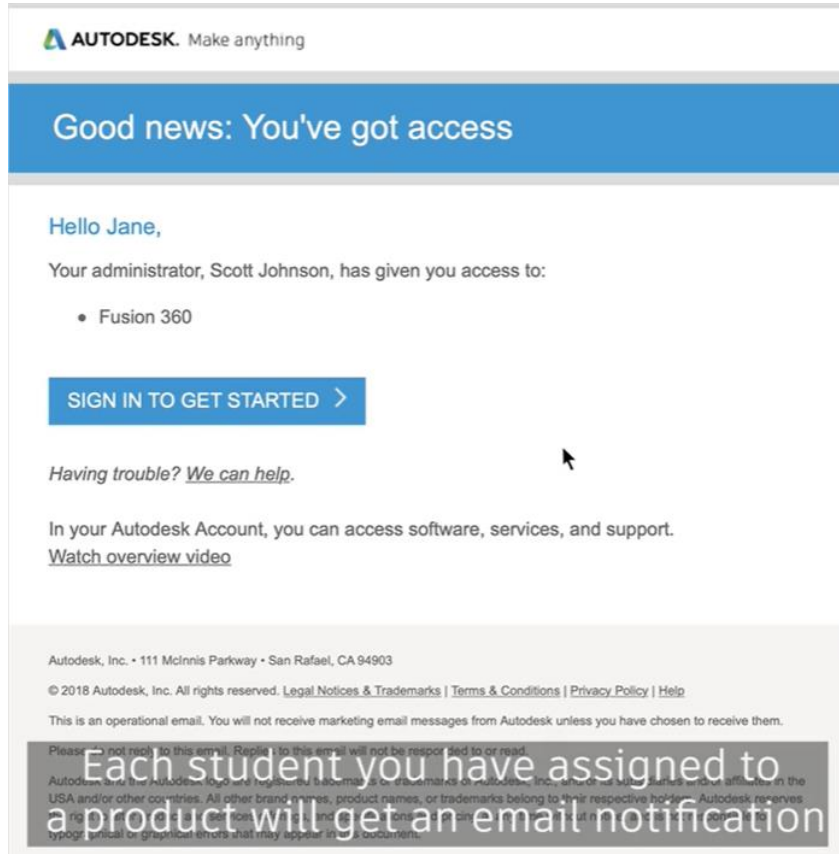
Note: Students who want to use certain products, such as Fusion 360 or InfraWorks, will need to have an Autodesk Account and individually confirm their eligibility for free educational access to Autodesk products.

- 選擇Revit，加入學生email及點擊assign
- 您可以從 Autodesk Education Community 網站指派可用產品予最多 125 個學生。指定了產品的學生最多可以在三台設備上安裝該產品。

5. 學生下載Revit

- 如果學生還沒有 Autodesk 帳戶，請建立一個 Autodesk 帳戶

- 若要瞭解更多資訊，請參閱 <https://www.autodesk.com.tw/education/home> 教育版存取權常見問題。
- 如果教師已使用其 Autodesk 教育版授權方案將 Revit 存取權指派給學生，通過這種方式指派產品，可以跳過確認學生資格過程，無需確認自己是否有資格享有教育版存取權。
- 學生會收到電郵，請按指示下載 Revit



- 學生最多可以在三台設備上安裝該產品。

如有查詢，歡迎致電聯絡 STEAM 聯盟辦事處李小姐(Angela)(電話：2100 9111) 或電郵至 steamalliance@hkic.edu.hk 。